

Name: _____

Appointment Date: _____









Check In Time: _____

Location: Radiology Reception - 5th floor of the Buck Pavillion

Instructions for studies with moderate sedation.

MRI (Magnetic Resonance Imaging) utilizes radio frequencies and magnetic fields to produce images of the body that are in thin slices. These slices provide high resolution images of both bone and soft tissues. Depending on the type of scan your physician has requested, you may be given an injection of IV contrast (dye) as part of your exam.

If you have any questions regarding your sedation, please feel free to call radiology nursing at 206-583-6591.

Within 30 days of your exam	2 days prior to your exam	On the day of your exam
<p> If you have a pacemaker, cochlear implant or aneurysm clip please notify your physician immediately.</p> <p> Your ordering physician will need to have an updated History and Physical report that is no more than 30 days old at the time of the MRI</p>	<p> Confirm your ride. You will need a responsible adult to accompany you upon discharge</p>	<p> No solid food 6 hours prior to exam</p> <p> You may take all prescription medications with small sips of water.</p> <p> No Liquids 2 hours prior to exam</p> <p> If you are insulin dependent, follow your primary care providers instructions or the instructions from the radiology nurse.</p> <p> Please leave all jewelry at home.</p>