

Name: _____

Appointment Date: _____

Check In Time: _____

Location: _____

MRI (Magnetic Resonance Imaging) utilizes radio frequencies and magnetic fields to produce images of the body that are in thin slices. These slices provide high resolution images of both bone and soft tissues. Depending on the type of scan your physician has requested, you may be given an injection of IV contrast (dye) as part of your exam.

If you have any questions regarding your exam, please feel free to call us at any of the following locations.

Bellevue 206-341-1030

Lynnwood 425-712-7977 ext 27848







Seattle 206-223-6901

Issaquah 425-557-8013

Winslow 206-625-7373 ext 67121

Federal Way 253-874-1760

Kirkland 425-814-5114

At least 1 Day prior to your exam	All MRI Exams	Abdomen Exams ONLY
<p> If you have a pacemaker, cochlear implant or aneurysm clip please notify your physician immediately.</p>	<p> Wear Comfortable loose fitting clothing without buttons, snaps or zippers. (such as T-shirts and elastic wadded pants or skirts)</p> <p> Please leave all jewelry at home</p> <p> For most studies we will be able to play music for you. Feel free to bring a CD from home.</p>	<p>Nothing by mouth 6 hours prior to exam</p> <p> No Food No Liquids No Gum or Hard Candy</p> <p> You may take all prescription medications with small sips of water.</p>