

## Interventional Radiology: Gastrostomy Tube Instructions

**Name:** \_\_\_\_\_ **Date:** \_\_\_\_\_ **Time:** \_\_\_\_\_ **Buck Pavilion level 5**














Notify your health care provider if you are taking Coumadin, Aspirin, or other bloodthinners.



5 day preparation schedule.

### CHECK IN ON BUCK LEVEL 5

5 days before	3 days before	2 days before	Night before	Procedure day
<p> If you are using Plavix (clopidogrel), Aggrenox, ibuprofen or Aspirin <b>STOP</b> today.</p> <p> If you use Coumadin (warfarin) contact the Anticoagulation Clinic nurse for instructions to Stop. Or call the Radiology Clinic RN at (206) 341-10152.</p> <p> At the time your appointment is scheduled, you will received a bottle of oral contrast. (instructions to follow).</p>	<p> If you use Coumadin <b>STOP</b> today.</p>	<p> If you need to change or cancel your appointment, call the Radiology scheduler at ( 206) 341-1073.</p> <p> You will receive a phone call today from the Radiology clinic RN regarding your procedure. Please ask him/her any last questions you may have. The clinic telephone number is (206) 341-0152.</p> <p>If you live out of town, please call and leave a contact number you may be reached at.</p>	<p> Before you go to bed tonight, drink all of the contrast in the bottle.</p> <p> You will stay over night following the procedure. Remember . a small bag.</p>	<p> Take your morning pills with water.</p> <p> No solid food 6 hours before your procedure. You may drink clear liquids up to 2 hours before your procedure.</p> <p> If you take oral diabetic medications don't take them in the morning. If you use Insulin follow your physicans suggestions.</p>



